



**SCOTTISH
ROWING**

Rowers from England & Wales Competing in Scotland: Guide to Registering with Scottish Rowing

22/06/2021



Scottish Rowing Centre
366 Hamilton Road, Motherwell
Lanarkshire ML1 3ED



+44 (0) 1698 250206



www.scottish-rowing.org.uk
office@scottish-rowing.org.uk
[@ScottishRowing](https://twitter.com/ScottishRowing)



Scottish Rowing Limited
Registered Office: 366 Hamilton Road, Motherwell, Lanarkshire ML1 3ED
A Company Limited by Guarantee, Registered in Scotland No. SC357505

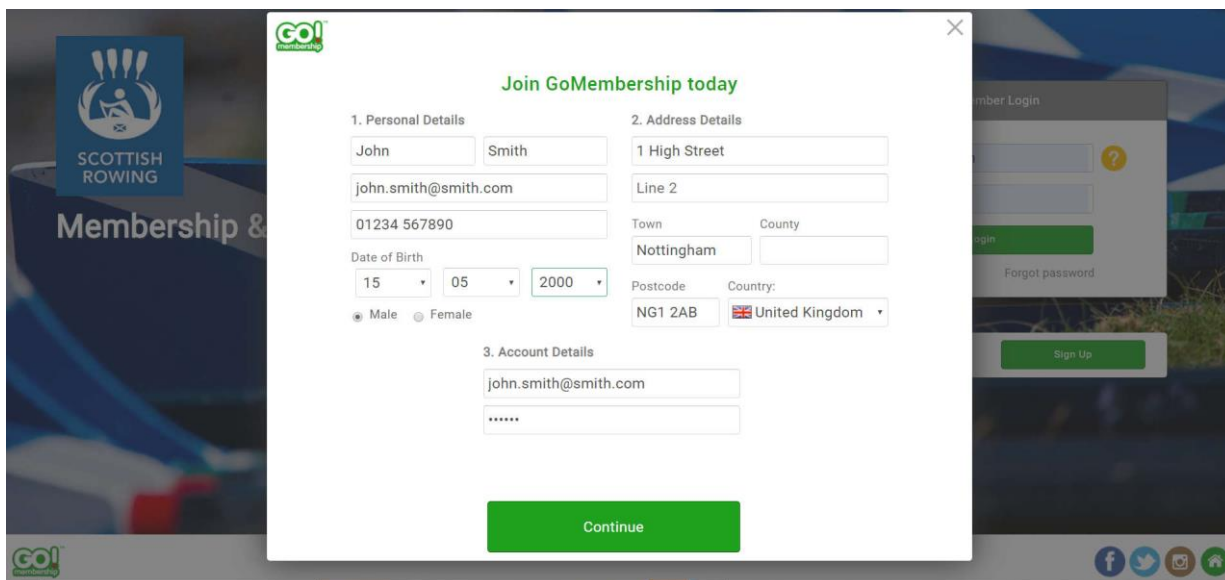


sportscotland

With the launch of our new entry system, Scottish Rowing have changed the requirements for rowers from England and Wales to be able to enter events in Scotland. British Rowing licence holders will now need to individually register on Scottish Rowing's membership system. British Licences on the Scottish Rowing Membership system are free of charge. A valid British licence purchased through the British Rowing Membership system (<https://britishrowing.azolve.com/>) is still required to compete for a club in England and Wales.

The step by step guide below details how to complete this registration process:

1. Register (or log in to an existing account) at <https://scottishrowing.azolve.com/>

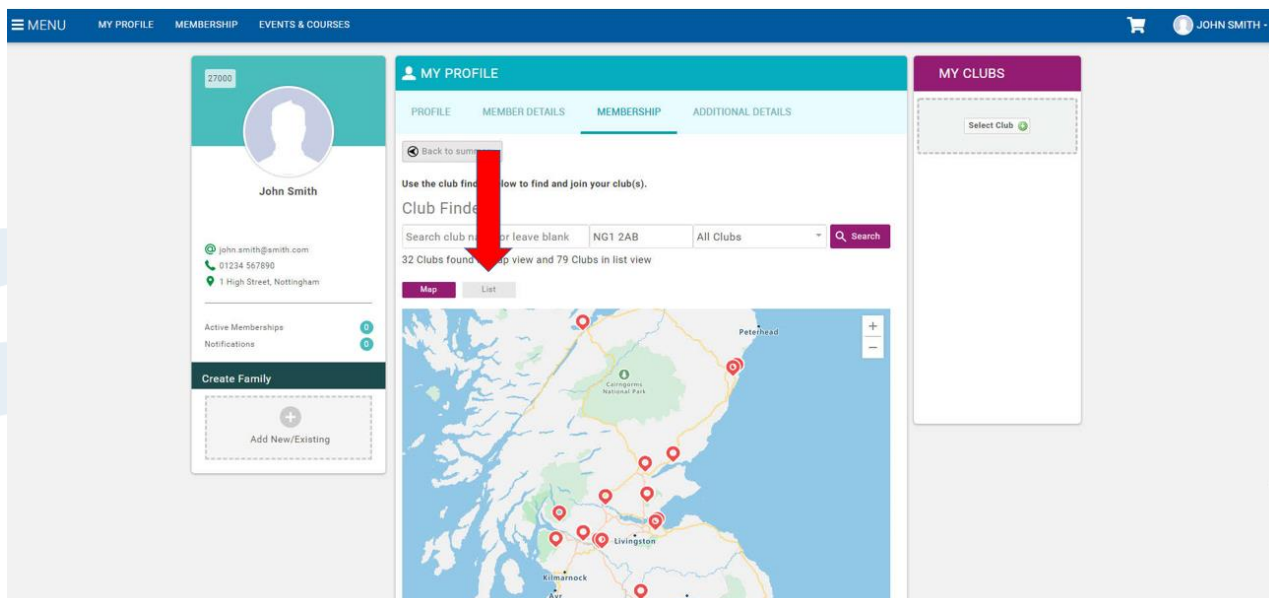


The screenshot shows a registration form titled "Join GoMembership today" with three sections: 1. Personal Details, 2. Address Details, and 3. Account Details. The form is filled out with the following information:

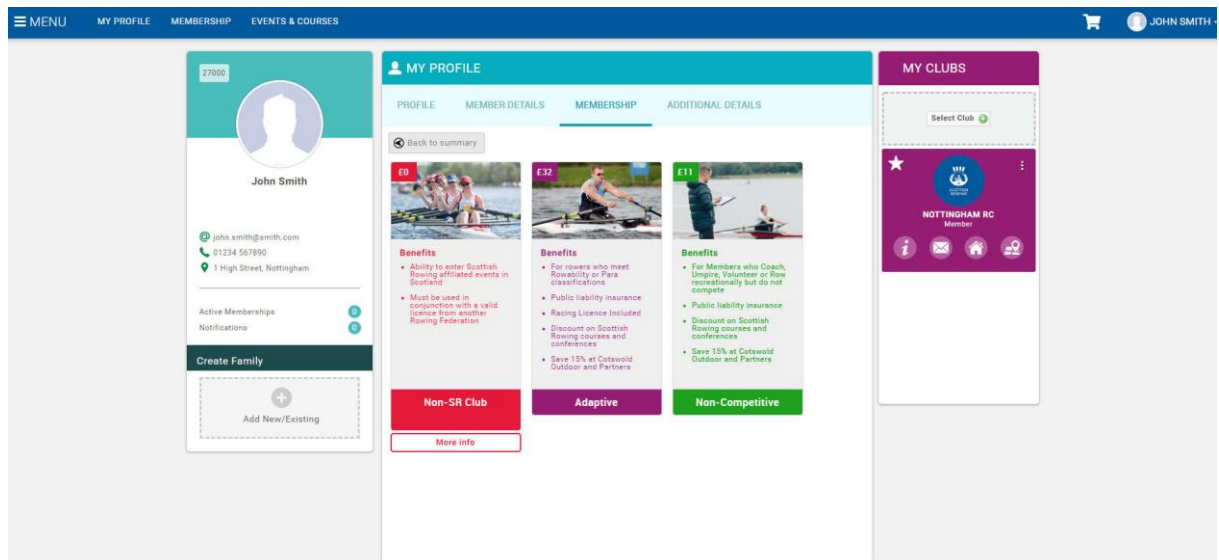
- 1. Personal Details:** Name: John Smith; Email: john.smith@smith.com; Phone: 01234 567890; Date of Birth: 15/05/2000; Gender: Male.
- 2. Address Details:** Address: 1 High Street; Line 2: (empty); Town: Nottingham; County: (empty); Postcode: NG1 2AB; Country: United Kingdom.
- 3. Account Details:** Email: john.smith@smith.com; Password: (masked with asterisks).

A green "Continue" button is located at the bottom of the form.

2. Click the Membership link at the top of the screen
3. Select a club from the club selector (English clubs are available **using the List view**) (If your club is not available please contact memberservices@scottish-rowing.org.uk to have it added)

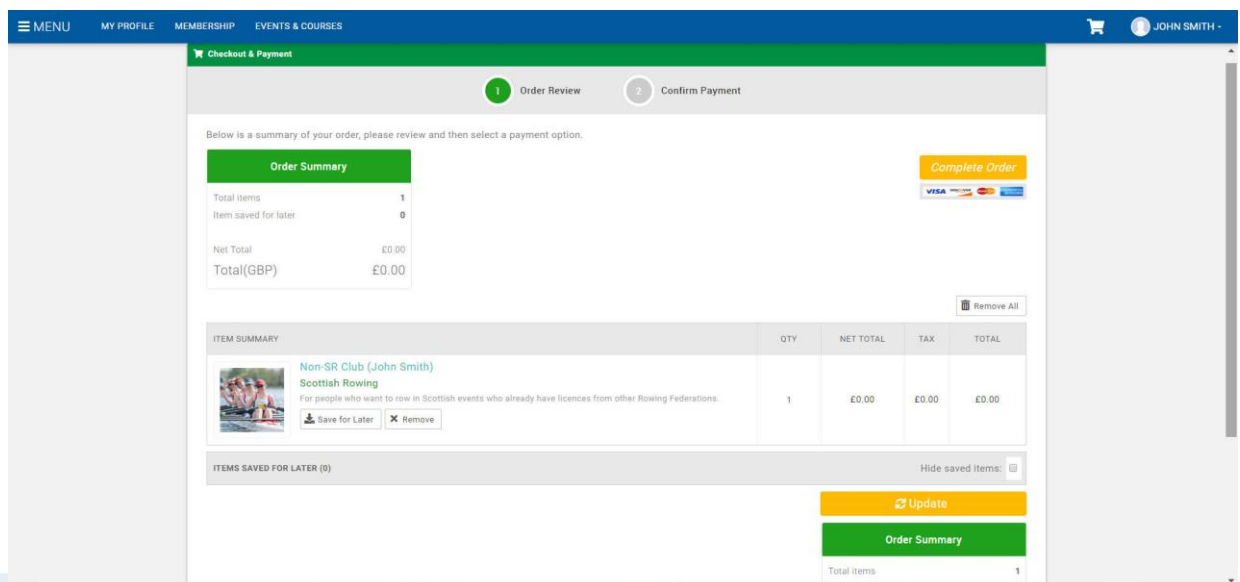


4. Select Non-SR from the list of licence categories



5. Click the confirmation statements at the bottom and then click Finish

6. A window will pop up saying your cart has been updated and asking if you want to proceed to checkout. Click Yes, Pay now. - You will see an invoice for your licence. It will show the cost as £0



7. Click Complete Order – You should not be asked for any payment details

Any queries or problems about this process should be directed to Scottish Rowing via memberservices@scottish-rowing.org.uk.